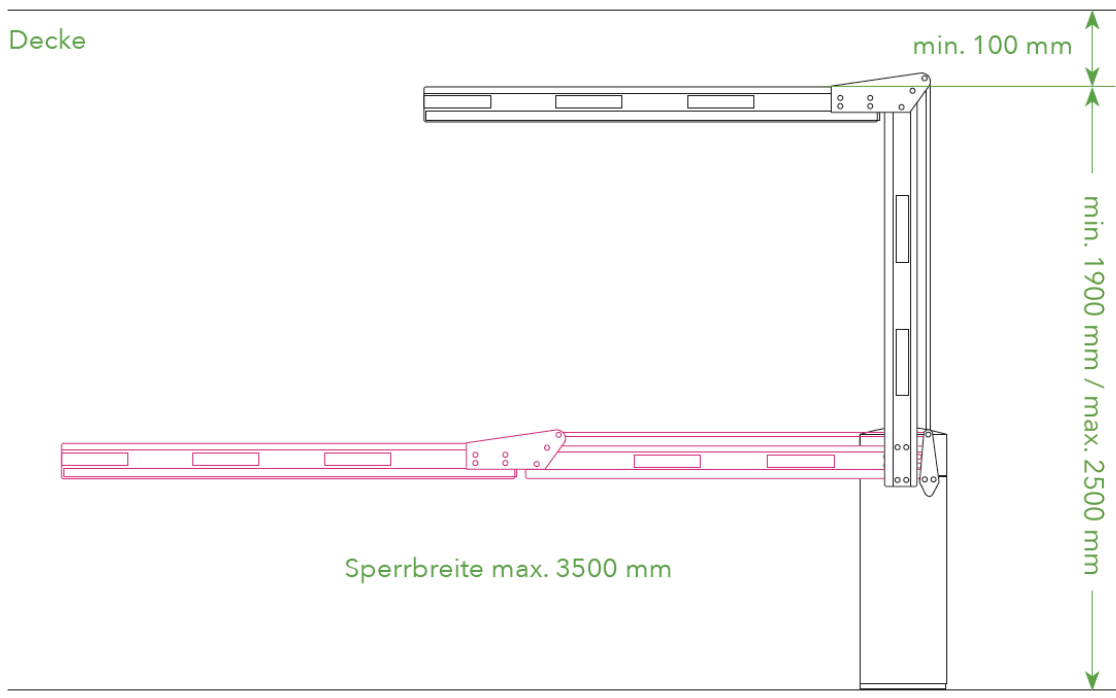
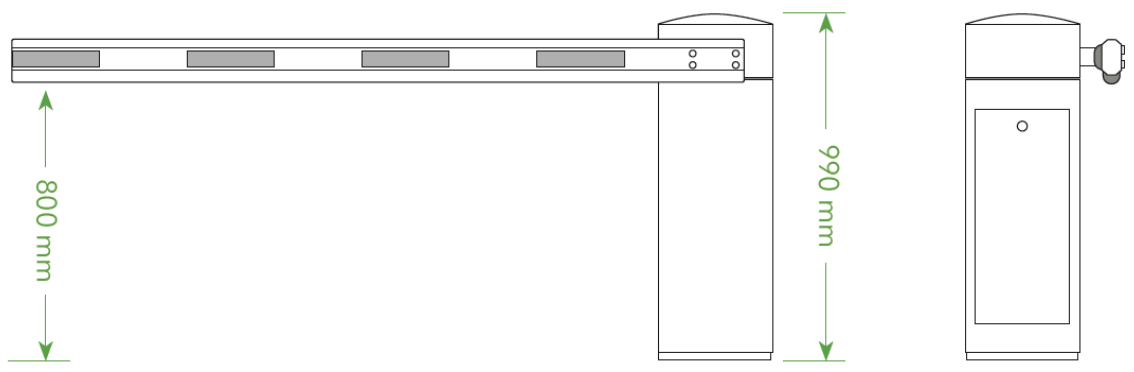
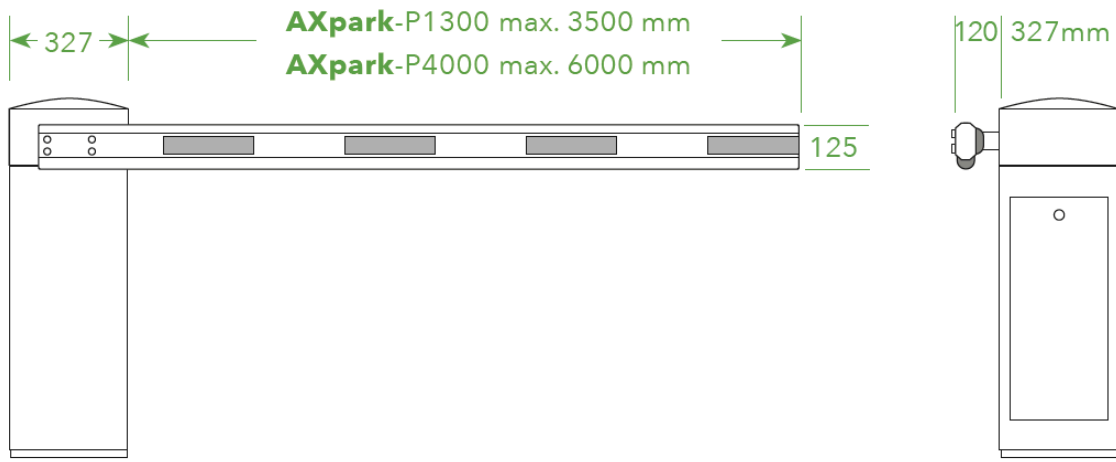


BGD BARRIER P4000



Info

Setup

STORE

Expert

Parameter Group

P1xx - Barrier Settings

P101	Program mode	<input type="text" value="5 - Two-loop operation with control device"/>
P102	Closing speed	<input type="text" value="2 - Fast"/>
P103	Opening speed	<input type="text" value="2 - Fast"/>
P104	Hold open time [s]	<input type="range" value="0"/>
P105	Close delay [s]	<input type="range" value="0"/>
P106	Light barrier delay [s]	<input type="range" value="0"/>
P107	Impact delay [s]	<input type="range" value="5"/>
P108	Cut off angle for safety loop [°]	<input type="range" value="10"/>
P109	Cut off angle for light barrier [°]	<input type="range" value="10"/>
P110	Cut off angle for impact detection [°]	<input type="range" value="10"/>
P111	Start-up behavior	<input type="range" value="1"/>